

DRAPE SUPPORT

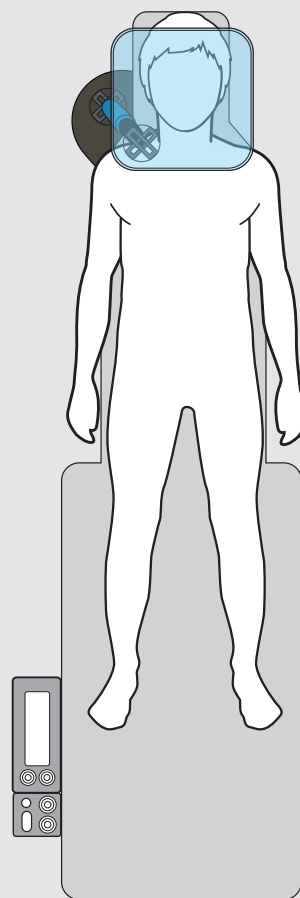
Versatile sterile drape management.

Designed to support a sterile drape over the patient, the extremely versatile Drape Support offers a wide range of imaging table placement options. With two articulating joints, it can be easily manoeuvred to suit procedural and patient requirements.

Set-up is achieved in seconds as the daggerboard slides under the mattress at a convenient position. The adjustable surface is ideal for supporting lightweight equipment such as syringes, kidney bowls, etc. It is transparent for patient comfort, helping to reduce anxiety.

Clinically tested, it can be used in numerous interventional radiology and cardiology procedures such as antegrade femoral artery access, jugular artery access, transcutaneous pacing, portacath insertion or as an anaesthesia screen.

The Drape Support is crafted entirely from radiolucent, high-performance engineering plastics for superior rigidity, durability and resistance to chemical attack. The Drape Support is lightweight and compact taking up minimal space around the imaging table and even less when folded for storage.



KEY FEATURES

Optimal patient comfort
reducing anxiety

Quick set-up and removal

Work surface for
light-weight items

Extremely versatile

Fits all tables

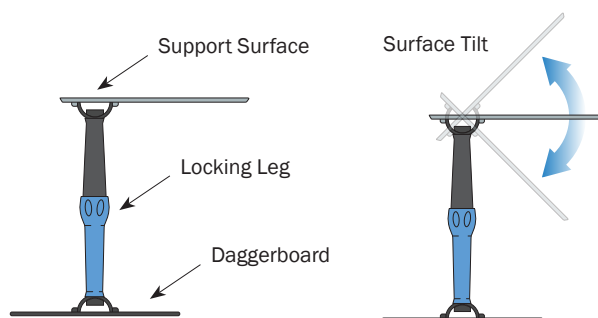
Radiolucent

Takes up minimal space
around table

Light-weight, small
storage footprint

VERSATILE AND MANOEUVRABLE

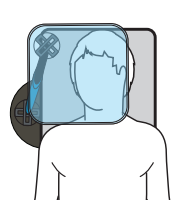
The lower joint allows the locking leg a wide range of motion for a variety of procedures. The clear support surface can be manipulated and locked at the desired position.



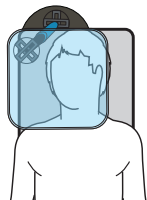
Daggerboard
positioned at the head



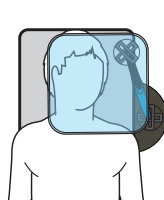
Daggerboard
positioned at the side



Daggerboard at
right shoulder

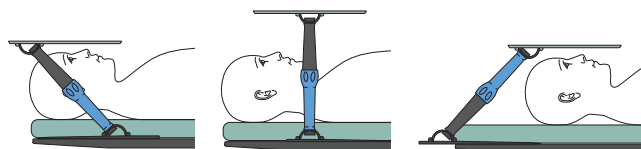


Daggerboard at
head



Daggerboard at
left shoulder

Tilt leg to lower height

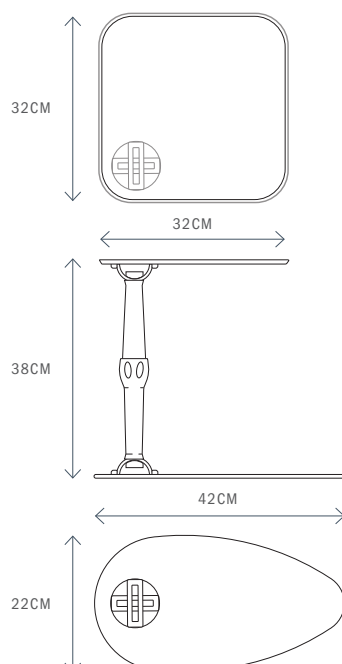


SPECIFICATIONS

Drape support

Product code: AM1000

Weight: 1.2Kg



APPLICATIONS

Interventional Cardiology

- Jugular Vein Access
- Transcutaneous Pacing

Anaesthesia Screen for general surgery

Interventional Radiology

- Antegrade Femoral Approach
- Central Venous Catheter placement
- Portacath placement

EC REP



EC REPRESENTATIVE

Emergo Europe
Prinsessegracht 20
2514 AP The Hague
The Netherlands

For more information please visit

www.adeptmedical.com/drape-support